

AVANT[®]







700 Series

The powerful AVANT 700 series



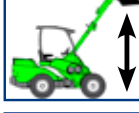

In AVANT 700 series we have developed further the features the customers value:

- Work efficiency and maneuverability
- Versatility
- Ergonomics
- Safety

AVANT 745

	1400 kg
	50 hp
	3,1 m
	15 km/h

AVANT 750

	1400 kg
	50 hp
	3,1 m
	25 km/h



Articulated telescopic loader

Design

The unique articulated chassis design makes AVANT an unrivalled machine in its class, with additional features to improve operator comfort, work efficiency and work quality:

- **Telescopic loader boom** gives more lift height and outreach – both equally important
- **Modern off center boom construction** guarantees excellent, unrestricted visibility – no need to reach out from the driver's seat in order to see the attachment.
- **Boom self levelling** makes load handling quicker and more precise
- Increased safety thanks to the **load sensor system**
- **Articulated design** allows precise sideways moving of the load in tight situations
- **AVANT quick hitch system** allows easy, safe and fast attachment coupling.



Top class features

More power

- Easily handles brick packs, dumpy bags, pallets, and bales
- Compact enough to work in tight situations
- Telescopic loader boom provides more lift height and outreach
- Boom self levelling makes load handling faster and more precise

Advanced technology

- Stepless hydrostatic transmission
- Hydraulically pilot operated variable displacement drive pump – easy and smooth to drive, no wearparts in the drive system
- Easy servicing

Wide range of options

- Telescopic loader boom gives more lift height and outreach
- Boom self levelling makes load handling quicker and more precise
- With a choice of three cabs, rear hydraulics, boom floating and many other optional additions, an AVANT can be tailored to meet any requirements.



AVANT driver is always in the front seat



Best ergonomics

Best operator position

- Positioned in the front part of the machine, the operator's seat is as close to the attachment as it can safely be, providing an unrestricted view of the attachment working.
- This guarantees excellent work efficiency, precision and safety.

Off center boom construction

- Allows excellent forward vision and a clear view of the attachment
- More precision, work efficiency and safety
- The machine reaches out – not the driver

Top class ergonomics

- Ample space even for larger operators
- Easily operated, well-positioned controls
- Safe and easy access to driver's seat
- Certified ROPS safety frame with tinted plexiglass canopy is a standard feature



Safety

Rigid articulation joint

The rigid articulation joint prevents sideways pivot and is a very important feature in a machine of this size. Thanks to this rigid design the risk of tipping the machine over is greatly reduced, because the rear chassis is counterbalancing the front chassis at all times, preventing the front chassis from movement which could otherwise destabilise the machine.

Existing AVANT operators pay testament to the stability of the machine, achieved because of this feature.

Safety frame

Fitted as standard to the AVANT 700 series, the ROPS safety frame with tinted plexiglass canopy is a four post structure that provides all round protection for the operator. The ROPS frame and the optional FOPS canopy are tested and certified and comply with the ISO 3471 (ROPS) and ISO 3449 (FOPS) standards.

Telescopic boom

The telescopic loader boom provides all the advantages of out reach when fully extended and maximum stability as, when retracted, the load is close to the machine during transportation.

Boom self levelling

Boom self levelling makes load handling quicker and more precise. The self levelling system keeps the load automatically level in all positions of the loader boom.

Load sensor

A load sensor is fitted as standard to the AVANT 700 series and provides an audible warning if the rear wheels are about to lift off the ground. This pre-emptive warning gives the operator more time to react in the event of the machine becoming unstable.



Multi connector



Multi connector system as standard equipment

The multi connector system is standard equipment on AVANT 700 series machines and its attachments. It facilitates connecting and disconnecting of attachment hoses considerably, compared with conventional type quick couplings.

Multi connector benefits

- Connects all hoses effortlessly with a single hand movement.
- Releases pressure automatically and is always easy and light to connect.
- No oil drops during connecting or detaching.
- It is not possible to connect the multi connector in a wrong way.

Right model for every job

Both models in the AVANT 700 series benefit from improved load handling capabilities with a lift capacity of up to 1,400kg.

They can tackle larger jobs than smaller AVANT models, without losing one familiar AVANT feature: smoothness of operation.

AVANT 745

- For jobs that require good lift capacity
- For jobs that require high auxiliary hydraulics oil flow
- For jobs where 15 km/h drive speed is sufficient

AVANT 750

- For jobs that require good lift capacity
- For jobs that require high auxiliary hydraulics oil flow
- For jobs where 25 km/h drive speed is needed
- For jobs which benefit from the high pulling force of the machine



Three different cab options available

Avant 700 series loaders are equipped with a certified ROPS safety frame with tinted plexiglass canopy as standard. In addition, there are as many as three different cab options available.



AVANT Cab L

AVANT cab L is an excellent and economical choice when the operator wants to have protection against rain, wind and snowfall. It improves operator comfort and working conditions considerably. The cab mounts on the standard ROPS frame, which means safety is guaranteed. It consists of windscreen (equipped with wiper), right side window and rear window.



AVANT Cab LX

AVANT cab LX provides the option of a heated cab. The cab LX has all the features of cab L and, in addition, is equipped with a door and a heater, which further improve operator comfort in harsh weather conditions. And for warmer seasons the door and windows can easily be removed if required.

The optional headlight, blinker, reflector + beacon kit can be installed both on cab L and LX.



AVANT Cab DLX

The starting point of the design of the new DLX cab was to further improve the ergonomics and driver's working conditions. The DLX cab is designed to provide best possible working conditions also in the roughest environments, from hot to cold temperatures, and from rain to sunshine. Improvements include more space inside the cab, larger windows and reduced noise levels. The much wanted option of air conditioning and air suspension seat are also now available for the new cab.

Even though safety, efficiency, multifunctionality and good working conditions are of essence in AVANT's design, we have paid a lot of attention to the appearance of the new cab. It represents modern machine design at its best.



Landscaping





AVANT 700 - the all-rounder in landscaping

The new AVANT 700 series offers increased lift capacity and versatility when compared to the smaller articulated models. With the 700 series you can handle dumpy bags, brick and block packs and pallets on site, whatever the terrain.

Versatility

The landscaping contractor needs a versatile machine – and that's exactly what the AVANT 700 is. Thanks to the range of over 100 attachments, you can carry out earth and other loose materials moving, hard and soft materials handling, digging, levelling, soil preparation and even paviour laying.

Smoothness

The articulated design of AVANT has long proven its capabilities in all landscaping and ground care jobs. Thanks to this articulated chassis you can drive on lawns, paved areas and other sensitive surfaces without damaging them.

Spring

- Landscaping
- Landscape maintenance
- Sweeping

Winter

- Tree works
- Snow removal
- Sand and salt spreading

Summer

- Landscaping
- Landscape maintenance
- Sweeping

Autumn

- Landscaping
- Landscape maintenance
- Tree works



Property maintenance and companies





Property maintenance all year round

Powerful

- High pulling force
- Sufficient unladen weight and correct weight distribution
- High auxiliary hydraulics oil flow

Drive speed

- The max. 25 km/h drive speed of AVANT 750 provides increased mobility for large properties.

Versatile

- Over 100 attachments available

Companies

For many companies the AVANT 700 series is an ideal all-year outdoor round materials handler.

AVANT has excellent loading and handling capabilities thanks to the telescopic boom and boom self levelling system. In addition, with the AVANT you can also do various property maintenance jobs like sweeping, mowing and snow removal etc.

Spring

- Sand removal
- Sweeping
- Repairs

Summer

- Landscaping
- Lawn mowing
- Sweeping

Winter

- Snow removal
- Sand and salt spreading

Autumn

- Lawn mowing
- Leaf collecting
- Sweeping



Farming





Multi purpose machine for farming

AVANT 700 series combines high work efficiency and smoothness of operation. The biggest AVANT can easily tackle the typical tasks on the farm, but is still compact enough for it to be used in buildings other machines cannot access.

On many farms AVANT can replace a conventional loader. Even if the lift capacity of AVANT may be lower, it wins in many other features like smoothness of operation, agility and versatility

With **AVANT 700 series** you can handle big bags, pallets etc. safely and easily.

Spring

- Stock feeding
- Silage, hay and straw handling
- Manure handling
- Cleaning jobs

Winter

- Stock feeding
- Manure handling
- Snow removal
- Property maintenance

Summer

- Stock feeding
- Building works
- Property maintenance
- Lawn mowing
- Manure handling

Autumn

- Stock feeding
- Silage handling
- Manure handling
- Property maintenance



Construction





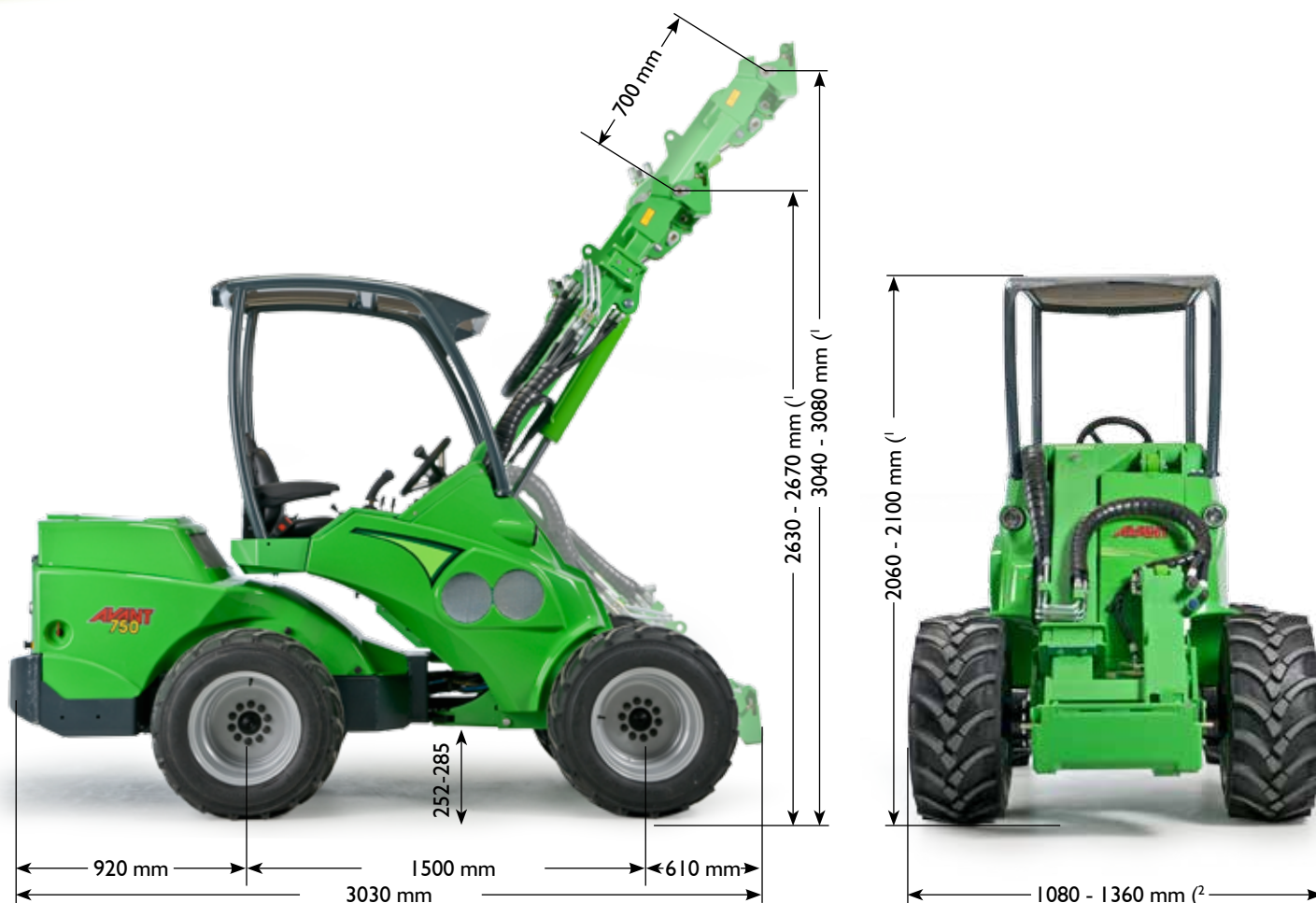
The versatile machine for construction sites

AVANT is a superb multi purpose machine on construction sites. The compact four wheel drive loader has excellent rough terrain capabilities and can easily handle and transport loose materials, timber, pallets and big bags on sites that other conventional material handlers are too large for. The site mobility an AVANT 700 provides leads to potentially large reductions in labour requirements and increased work rates. It saves time and money. The AVANT 700 series' light weight allows transportation by trailer from yard to site, and from site to site.

As well materials handling, when used with AVANT construction attachments such as breakers, trenchers, backhoes, cement mixer barrels and sweeper brushes, an AVANT 700 provides one platform for a range of tasks and reduces the number of machines required on site, be they owned or hired by the Contractor.



Technical data, options



¹⁾ Depending on tyre diameter

²⁾ see width table

Pulling force

Model	Tyre size/ Hydraulic motor	Drive speed	Pulling force
AVANT 745	OMT 400	15 km/h	1100 kp
	OMT 500	12 km/h	1380 kp
AVANT 750	320/60-12 HD	22 km/h	1880 kp
	320/55-15 HD	25 km/h	1600 kp

Width

Tyre size	745/750
27 x 8.50 - 15	1080 mm
26 x 12.00 - 12	1350 mm
320/60-12 HD	1350 mm
320/55-15 HD	1360 mm

Model	AVANT 745	AVANT 750
Length	3030 mm	3030 mm
Width	see table	see table
Height (with standard wheels)	2060 mm	2100 mm
Weight	1650 kg	1700 kg
Standard wheels	320/60-12HD TR or 26x12.00-12 grass	320-55/15 TR/grass
Transmission, drive	hydrostatic	hydrostatic
Auxiliary hydraulics	70 l/min	70 l/min
Turning radius inside/outside	1240 / 2780 mm	1240 / 2780 mm
Max. lifting height (with telescopic boom)	3080 mm	3080 mm
Max. lifting capacity (hydr.)	2100 kg	2100 kg
Max. tipping load*	1400 kg	1400 kg
Max. breakout force / 50 cm	1400 kg	1400 kg
Engine make and type	Kubota V2403	Kubota V2403
Engine output (ISO Gross)	36 kW (49 hp)	36 kW (49 hp)
Fuel	diesel	diesel

*with counterweights

Add efficiency and comfort to your work with options.

Boom



Telescopic boom



Self levelling boom



Boom floating



Hydraulic attachment coupling plate

Cabs



Cab L



Cab LX



Cab DLX



FOPS canopy

Work efficiency



Joystick



Rear auxiliary hydraulics



Road traffic light kit



Work light kit



Rear side weights, 180 kg



Extra weights, trailer coupling



Rear bumper



Engine block heater



Tilt adapter



Catalytic converter



Beacon



Snow chains (320/60-12 tyres)



Extra auxiliary hydraulics outlet in the front



Attachment control switch pack



Weather cover



Full weather cover

Drive

DLX Cab options



Anti slip valve



Air conditioning



Air suspension seat



The most comprehensive, high quality attachment range

AVANT attachments have been designed to work as an equal partner on AVANT loaders, following these principles:

Compatibility

Best machine-attachment combination can only be achieved when a good basic machine is fitted with attachments that are specifically designed for this machine. The dimensions, auxiliary hydraulics output and other features of AVANT are in perfect balance with the attachments.

Efficiency

Work efficiency of the attachments is of great importance. AVANT attachments have been designed to give maximum output with the combination loader-attachment.

Durability

Attachments are designed for hard, continuous professional work.

Safety

Special attention has been paid to safety features in attachment design.



Buckets, material handling

General bucket



Width	Capacity	Weight
890 mm	180 l	57 kg
1050 mm	210 l	65 kg
1100 mm	215 l	68 kg
1280 mm	260 l	75 kg
1400 mm	285 l	90 kg

AVANT general buckets are designed to speed up your work and make it more efficient: the operator can see the front edge of the bucket from the driver's seat, which means quick and easy loading and emptying. There is a grill at the upper end of the bucket which prevents stones from falling towards the operator.

Light material bucket



Width	Capacity	Weight
1050 mm	400 l	95 kg
1100 mm	420 l	99 kg
1280 mm	485 l	105 kg
1600 mm	610 l	125 kg
1800 mm	685 l	137 kg

AVANT manufactures buckets in different widths and volumes, destined for different types of jobs, e.g. light materials handling (saw dust, manure, wood chips, mulch), snow removal etc.

High tip bucket



Width	Capacity	Weight
1050 mm	150 l	129 kg
1280 mm	350 l	160 kg
1800 mm	700 l	330 kg

With high tip bucket you can reach longer and higher than with many bigger machines. The bucket tips over its front edge, which with the telescopic boom means a dump height of 3,15 m!

4 in 1 bucket



Width	Capacity	Weight
1100 mm	155 l	152 kg
1280 mm	170 l	175 kg
1400 mm	190 l	190 kg

Efficient multi purpose bucket - can be used as a normal bucket as well as a dozer blade, leveler, stone picker etc. The front part of the bucket opens with 2 hydraulic cylinders located on the back side of the bucket, which enables dozing, levelling and picking of stones, tree stumps etc. The bucket can also be emptied by opening it, which gives more dumping height. Available with straight edge or with teeth.

Flipper bucket



Capacity	730 l
Width	1800 - 3010 mm
Weight	325 kg

The flipper bucket is designed for clearing snow in large areas or in areas where snow must be moved long distances. Because of the independently controllable flippers the bucket is extremely versatile in snow clearing and fits into smaller areas as well without problems.

Grapple bucket



Width	Weight
900 mm	130 kg
1050 mm	145 kg
1300 mm	165 kg

Grapple bucket combines a normal bucket and a grapple and is therefore suitable for a multitude of jobs. It can be used for transporting and loading of branches, wood chip, compost, straw, manure etc. It can also be used as a normal bucket with the grapple in the upright position.

Dozer blade



Working width	2000 mm	2500 mm
Weight	165 kg	260 kg
Angle	± 30 °	± 30 °
Blade height	500 mm	520 mm

Equipped with hydraulic blade turning, the AVANT dozer blade is the ideal tool for jobs where the materials must be dozed away quickly. Blade is replaceable; standard blade has straight edge, can also be fitted with rubber or saw-type edge for efficient ice cutting.

Pallet fork



Length	850 mm	1100 mm
Weight	90 kg	105 kg

AVANT pallet fork is the right attachment for lifting and handling of different types of light materials on pallets. Fork width is easily adjustable with quick-release locking mechanism. Forks are made of heat treated tapered steel and they comply with the relevant ISO standards.

Jib boom



Boom length	1020 mm
Hooks	2 pcs
Weight	30 kg

AVANT jib boom is a simple and ingenious attachment: lifting and moving of heavier loads in tight situations is not a problem when you have this jib crane on your AVANT.

Telescoping jib boom



Max. length	1900 mm
Min. length	1300 mm
Lift height	4,7 m
Weight	110 kg

Jib boom is an excellent tool for all kinds of lifting tasks which cannot be done with pallet forks. With the jib boom you can lift materials to higher levels and to places that are difficult to reach; with smooth, exact and safe control of the boom. This jib boom with hydraulic telescope is even more efficient and versatile in all lifting jobs.

Digging and construction

Backhoe 210



Digging depth	2100 mm
Loading height	2000 mm
Slewing	140 °
Buckets	250/400/700 mm
Weight	190 kg

AVANT backhoe 210 is a very compact and amazingly powerful digging unit. It is very quick and easy to mount on the loader (takes only a couple of minutes), and then you have a unit that can work efficiently even in very tight situations. Low weight allows transportation on trailer. Dozer blade at the bottom of the frame is standard feature.

Backhoe 260



Digging depth	2600 mm
Width	1300 mm
Boom slewing angle	170 °
Standard bucket	400 mm
Weight	450 kg

Backhoe 260 is a completely new backhoe model from Avant. Boom slewing is executed with two separate cylinders. The new system has less free play when slewing the boom and has less need for servicing. Support legs are hydraulically adjustable. Bucket quick release (manual model) as standard. Mounting the backhoe is now a lot easier with tiltable valve bank and new locking mechanism on the boom.

Digger 140



Digging depth	1400 mm	1400 mm
Loading height	2500 mm	2500 mm
Buckets	250 mm	400 mm
Weight	80 kg	90 kg

AVANT Digger 140 is a very efficient and solution for small digging operations where a max. digging depth of 1400 mm is enough. It mounts on the quick attach plate of the loader and is operated by the auxiliary hydraulics control lever. Turning to the side happens by turning the steering wheel.

Trencher



Digging depth	max 900 mm
Trench width	100 - 150 mm

With trencher you can easily dig narrow trenches without damaging lawns and gardens – this trencher is ideal for smaller cable or pipe laying. Digging depth is max. 900 mm, digging width normally 100 mm or 150 mm, depending on chain type. Planetary drive with hydraulic motor guarantee efficient and trouble free operation. Three different types of chains available: standard earth chain, frost chain and heavy duty chain with tungsten teeth.

Auger



	Augers	Max. torque
Direct drive	100 - 300 mm	1355 Nm
HD 35	100 - 400 mm	1886 Nm
HD 45	100 - 600 mm	2452 Nm
HD 58	100 - 900 mm	3017 Nm

Powerful hydraulic auger with many different auger diameters to suit various tasks, be it post hole boring, tree transplanting etc. Planetary drive gives a lot of torque, replaceable teeth (tungsten teeth as standard) and pilot head enable drilling in hard ground and sandstone also. With the optional extension shafts drilling depth can be increased to max. 2.5 m.

Hydraulic breaker



Model	Impact energy	Weight
AVANT B70	112 J	70 kg
AVANT B110	180 J	110 kg
AVANT B160	270 J	160 kg

AVANT breakers are specially designed to give best performance together with AVANT loaders. They are extremely efficient and versatile tools in demolition and refurbishing operations: with the same machine you can do the demolition first and then take the debris away with a bucket – very fast and effective, and you can go almost anywhere with this unit.

Concrete mixing bucket



Volume	270 l
Rotation by	hydraulic motor
Weight	490 kg

AVANT concrete mixing bucket is the ideal attachment for situations where electricity is not available or the mixed concrete must be transported and/or lifted to a place not easily accessible. The concrete mixing bucket is powered by a hydraulic motor and emptying happens by tilting the mixer forward.

Winch



Pulling force	1000 kp
Pulling speed	2,3 m/s
Cable length	30 m
Weight	105 kg

The AVANT hydraulic winch enables towing of all kinds of objects (e.g. logs, poles, boats) from places where you cannot drive with the machine. The winch is equipped with a safety net, 30 m of wire rope and a towing hitch. It is powered by a hydraulic motor, mounts on the attachment coupling plate and is operated with the auxiliary hydraulics control lever.

Log grab



Log diameter max.	500 mm
Weight	60 kg

AVANT log grab mounts on Avant pallet forks. With the log grab you can lift and transport single logs or smaller timber bundles. The grab is equipped with a powerful hydraulic cylinder and it can therefore lift bigger stones and also branches, twigs and similar material.

Leguan 50



Max. allowed load	200 kg
Max. working height	5,0 m
Height (with lowered platform)	1900 mm
Width	1300 mm
Weight	405 kg

The Leguan 50 is mounted directly on to Avants quick attach plate like any other Avant attachment. This makes it fast and easy to mount it on and take it off. The lift is designed according to all access platform directives and it is CE-certified. The safe working load for the lift is 200 kg which means it is allowed for operation with two men or one man with plenty of tools.

Property maintenance

Rotary broom



Working width	1050 mm	1300 mm
Broom diam.	500 mm	500 mm
Broom mat.	Nylon	
Weight	130 kg	160 kg

AVANT rotary broom is equipped with a floating bracket (allows about 100 mm vertical movement) and three big support wheels in order to follow the contours of the ground. Sweeping angle can be adjusted manually (straight or $\pm 20^\circ$). Broom is made of nylon – solid steel or nylon/steel brooms are available as an option.

Brooms with collector box



Working width	1050 mm	1300 mm
Working width with side brush	1350 mm	1600 mm
Waste box volume	170 l	170/200 l
Weight	230 kg	380 kg

AVANT brooms with collector box are specially made for larger yards and street cleaning. Three big support wheels guarantee smooth and easy operation. With the optional side brush cleaning of kerbs and street corners is easy. Collector box emptying is hydraulic – operation with auxiliary hydraulics control lever.

Snow broom



Working width	1050 mm	1300 mm
Broom diam.	550 mm	550 mm
Broom mat.	Nylon	
Angle adjust.	Hydraulic	
Weight	130 kg	160 kg

AVANT snow broom is destined especially for snow sweeping. It has been designed to give the best possible snow cleaning results even on uneven surfaces. This broom can also be used as a normal rotary broom for all year round sweeping.

Vacuum brush



Width without side brooms	1200 mm
Width with one side broom	1650 mm
Width with two side brooms	2100 mm
Collector box volume	800 l

The vacuum brush is intended mainly for collecting of tree leaves in parks, lawns, yards etc. The powerful vacuum unit sucks the waste first into the vacuum on the bottom of the collector box and then into the box, compacting everything into a tight package. The mouthpiece on the vacuum unit has a brush that loosens also more compacted and wet leaves and waste. Brush rotation speed can be adjusted steplessly.

High pressure washer



Working pressure	200 bar
Water consumption	5-30 l/min
Water tank capacity	270 l
Nozzles	8 pcs

This efficient hydraulic washer is fitted with a 270 l water tank. Max. water pressure is 200 bar, water use is adjustable. Equipped with an adjustable 8 nozzle bar for street washing. A hand held washing gun with 15 m hose roll is standard equipment as well.

Tipping trailer



Load capacity	1200 kg	1800 kg
Width	1125 mm	1350 mm
Length	1710 mm	2240 mm
Tyres	23x8,50-12	26x12-12
Side height	280 mm	560 mm

AVANT tipping trailer is available in two models: with carrying capacity of 1200 kg or 1800 kg. Both are equipped with hydraulic tipping. All sides can be removed if necessary. Extra side set is available as an option for the smaller model, on the bigger model it is standard. **ATTENTION!** The loader must be equipped with the rear auxiliary hydraulics outlet and trailer coupling.

Sand spreader



Working width	1500 mm
Capacity	500 l
Operation	with hydraulic motor
Weight	250 kg

A hydraulic sand spreader for fast and efficient sand spreading. Front mounting allows loading from ground level in the same way as with normal bucket. Powered by hydraulic motor and equipped with a mixer axle, which prevents the sand from clogging up. The mixing axle and spreading axle are protected against larger rocks with a net.

Snow plow



Working width min. and max.	1800 mm 1500 mm	2200 mm 1800 mm
Blade height	770 mm	770 mm
Plowing angle	$\pm 55^\circ$	$\pm 35^\circ$
Weight	280 kg	305 kg

AVANT snow plow is the right attachment for efficient snow removal. It consists of two independently adjustable blades. Both blades are spring released and follow very well the contours of the ground thanks to the floating design of the mounting bracket. Angle of each blade can be adjusted separately with electric control switch.

Centrifugal spreader



Spreading width	0,8-6 m
Volume	250 l
Payload	500 kg
Weight	130 kg

This robust spreader is destined for spreading of sand, gravel, salt and fertilizers. Spreading width and amount are easy to adjust and spreading can be directed just to one side if necessary.

Snow blower



Working width	1400 mm
Chute rotation	270 °
Weight	265 kg

The two phase design (first the auger of the blower takes in the snow, then a separate turbine blows it out) of the AVANT snow blower makes it a very efficient snow removal tool, also with wet and heavy snow. Discharge chute rotation is 200°, powered by hydraulic motor and operated from the driver's seat. Blowing height can be adjusted manually.

Groundcare

Lawn mower I 200



Cut width	1200 mm
Knives	2 pcs
Cut height	25 - 100 mm
Weight	170 kg

AVANT lawn mower is a strong and efficient hydraulic mower deck, equipped with four support wheels. It is a mulching mower, but by removing the mulching blades it can also eject the grass to the side or under the mower. Cutting height can be adjusted independently on each wheel. Thanks to the floating design and big rubber support wheels operation is easy in uneven terrain as well.

Lawn mower I 500



Cut width	1500 mm
Knives	3 pcs
Cut height	25 - 100 mm
Weight	220 kg

The biggest AVANT lawn mower is destined for mowing of larger areas. It is equipped with a floating mounting bracket and four rubber support wheels. This robust mower ejects the grass behind the mower.

Collecting mower



Cut width	1200 mm
Knives	2 pcs
Cut height	25 - 100 mm
Collector capacity	210 l

With the new AVANT collecting mower you can easily do the mowing and collect the clippings. Thanks to its excellent suction power collecting of leaves from the lawns is also possible.

Collecting lawn mower I 500



Cut width	1500 mm
Knives	3 pcs
Cut height	25 - 100 mm
Collector capacity	800 l

Collecting mower designed for professional use with 1500 mm cutting width and 800 liter collector box. The high suction power makes it also possible to collect tree leaves on lawns. The blades cut the grass, tree leaves etc. to a fine mulch which packs tightly into the collector box. Collector box volume is designed to be large enough for professional use also in larger areas. The box is emptied from Avant's driver seat with an electric switch and with the help of Avant's boom the collector can be emptied into a container, skip etc.

Flail mower



Working width	1300 mm	1500 mm
Cut height	30-100 mm	
Number of cutters	36 pcs	42 pcs
Weight	290 kg	315 kg

AVANT flail mower is the right attachment for situations where a normal lawn mower cannot be used and where the cut can be more rough. Cuts efficiently long grass and small scrub and is therefore an ideal tool for road bank mowing and similar jobs. Can be equipped with an extension arm for side mount.

Flail mower with hydraulic boom



Max. outreach	3,5 m
Working width	1,0 m

With the hydraulic boom flail mower you can easily and efficiently mow ditch banks, road sides, embankments and other slopes that are hard to reach. The flail mower is equipped with proportional joystick controls and is operated from the driver's seat.

Edge trimmer



Cutting depth	max. 150 mm
Weight	65 kg

AVANT edge trimmer is a perfect attachment for trimming the edges of a lawn, hedges, flower arrangements etc. It consists of a hydraulically operated trimmer mounted next to a cutting disc. The trimmer levels the cutting edge. Cut depth is adjustable.

CH 150 chipper



Maximum diameter for wood	max. 150 mm
Feed rolls	2 pcs
Chute turn	270 degrees
Weight	490 kg

Avant CH 150 is a powerful wood chipper with a feeding unit which draws even the most stubborn tree branches to the chipper. The unit is equipped with two feed rolls that are governed with a rpm guard on the chipping drum. The chipping drum will not seize, because when the chipping drum rpm is too low the feed rolls will stop and allow the chipping drum to gain rpm again.

Log splitter



Log diameter	400 mm	400 mm
Log length	600 mm	1000 mm
Splitting capacity	n. 40 logs/min	
Weight	150 kg	250 kg

AVANT log splitter is equipped with a hydraulic cylinder which pushes the log against the splitting blade. Height of the blade is adjustable, allowing splitting either into two or into four pieces. The splitter has automatic reverse and cylinder stroke can be adjusted with a limit switch. Safety features include a stop switch which prevents operation if the blade cover is not down.

Log cutter/splitter



Log diameter	max. 300 mm
Cutting length	200-500 mm
Sawbar	13"
Weight	265 kg

AVANT log cutter/splitter is a very efficient firewood making machine. It combines a chain saw and a hydraulic log splitter. The log cutter/splitter can be transported with AVANT loader, either mounted on the quick attachment plate in the front or by connecting it to the trailer coupling in the rear.

Landscaping

Rotary hoe



Working width	1300 mm
Working depth	max. 150 mm
Weight	180 kg

AVANT rotary hoe is designed for heavy use, equipped with hydraulic motor and chain drive. Adjustable cultivating depth up to 150 mm - ideal for fine preparation of garden beds, seedbeds, rotovating etc. Can also be equipped with a field roller which makes cultivating depth adjustment easier and levels the cultivated soil.

Stone burier



Working width	1300 mm	1500 mm
Working depth	0-140 mm	
Weight	250 kg	300 kg
Weight with seeding unit	290 kg	350 kg

A professional hydraulic stone burier for preparation of areas to be turfed, seeded or planted. The stone burier cultivates the soil, buries stones and other objects up to 150 mm deep in a single pass, leaving a cultivated and consolidated topsoil. Working depth steplessly adjustable with the rear field roller. Separate seeding unit which mounts on the stone burier is also available.

Rotary harrow



Working width	1220 mm	1400 mm
Width of the field roller	1350 mm	1500 mm
Working depth	0-140 mm	
Weight	220 kg	250 kg

AVANT rotary harrow is an excellent leveler for lawn beds, yards, gardens etc. - for places where the ground needs to be perfectly levelled. It harrows the topsoil only and gives a very nice finish for sowing. Required hydraulics output is lower than that of the stone burier. Working depth is adjusted with the rear field roller which levels the seeding bed during operation.

Leveler



Width	1200 mm	1500 mm
Weight	85 kg	95 kg

A simple and inexpensive but incredibly useful and efficient attachment for levelling larger areas. With AVANT leveller you can easily and quickly level cultivated soil as a prelude to turfing, seeding or planting, and it can be used effectively in sand schools.

Ripper



Width	500 mm
Ripping depth	apr. 300 mm
Weight	50 kg

With the powerful AVANT ripper you can break up ground, pull out roots and rip up compacted ground. Equipped with three replaceable tines, ripping angle can be adjusted with the tilt cylinder of the loader.

Stone installation clamp



Main gripping width	575 - 1245 mm
Total width	990 - 1480 mm
Carrying capacity	400 kg
Weight	230 kg

With the hydraulic installation clamp you can lay paving stones quickly and efficiently. Equipped with adjustable side grippers, hydraulic rotation and ADV pushing off device. Hydraulic control with two hydraulic circuits. Mounts on AVANT jib boom.

Stone grab



Opening width	50 - 480 mm
Inside height	170 mm
Gripper length	420 mm
Capacity	900 kg
Weight	55 kg

The mechanical stone grab is easy to mount on the AVANT jib boom. Thanks to the powerful gripping force it can handle concrete components, kerb stones, natural stones, tombstones etc.

Stump buster



Cutting head diameter	350 mm
Drive shaft length	500 mm
Weight	300 kg

AVANT stump buster is an efficient, easy and safe way for removing tree stumps. It drills big holes in the stump, gradually removing the stump. The three blade cutting head has slow speed and high torque, which means it can be used within confined spaces and pedestrian areas safely.

Grabbing tool



Grab diameter	250-1200 mm
Max. load	650 kg
Weight	95 kg

Grabbing tool is mainly intended for lifting and handling of round objects. It is especially suited for lifting of barrels and plant and tree pots. Grabbing force can be adjusted, which means all kinds of objects can be handled without damaging them. Grabbing tool is equipped with two smaller, rubber padded grabs which allow handling of smaller and more fragile objects as well.

Push Broom



Width	1300 mm
Weight	34 kg

Push Broom is a handy and inexpensive broom for cleaning smaller areas. Push broom has no rotating parts and the idea is to simply push the material in front of the broom. Push broom can also be used when making pavements. By pushing the filler sand sideways across the paving stones the sand will fall nicely between the stones.

Farming

XL Silage fork



Width	Weight
1100 mm	190 kg
1300 mm	200 kg
1500 mm	215 kg

The new XL silage forks are designed for moving large amounts of silage efficiently and comfortably. The upper grapple is equipped with two cylinders and specially formed tines to ensure maximum penetration into hard packed silage. Maximum visibility is achieved through the open design of the upper grapple. All tines are manufactured from heat treated reinforced steel and are easily replaceable thanks to bolt mounting.

Dozer blade for silage fork



Width, main blade	1200 mm
Width, side blade	550 mm
Weight	50 kg

The dozer blade mounts on the silage fork: just drive the fork into the blade and lock it with the upper grapple of the fork. Destined for cleaning of the floors in cowhouses, stables etc. Equipped with one side blade as standard.

Silage dispenser



Volume	650 l
Width	1370 mm
Weight	240 kg

This dispenser bucket is equipped with hydraulically driven elevator in the bottom and discharging to both right or left side. Especially recommended for precision chopped silage and feeding stuffs mixed with feeding mixers. Loading from ground is easy by tilting the bucket forward. Distributes silage to about 10 cows / fill - it takes approx. 10 minutes to distribute silage to 50 cows.

Grain / flour dispenser



Capacity	300 l
Width	1100 mm
Weight	90 kg

AVANT grain dispenser is a 300 l bucket equipped with a hydraulic motor and a Ø 200 mm screw, destined for distribution of flour, crushed grain etc. Discharges to the right side or to the left side.

The edge of the grain dispenser tilts all the way down so that loading from ground level is very easy.

Straw blower bucket



Capacity	665 l
Height	1270 mm
Width	1460 mm
Weight	120 kg

With the straw blower bucket you can distribute straw quickly and easily to the cow stalls by driving with your Avant. The blower fan discharges the material up to 3-4 m distance, depending on engine rpm. The bucket can blow chopped straw, sawdust, turf and small wood chips. The bucket can be equipped, as an option, with a scraper blade which mounts under the bucket, destined for floor cleaning. With the optional side brush one can clean the back part of the stall also. The bucket is available with discharge either to the left or to the right side.

Silage block cutter



Width	1000 mm	1300 mm
Weight	245 kg	280 kg
Capacity	n. 250 kg	n. 400 kg

Powerful and robust silage cutter with two hydraulic cylinders, can be used with all AVANT loader models. With the silage cutter you can easily cut silage from silo and take it directly to the cattle. Thanks to the open design of the cutting blade visibility during silage distribution is very good. Cuts about 8 animals' silage at one time. Tines are made of reinforced steel.

Carousel broom



Working width	1000 mm
Broom diameter	1000 mm
Broom material	Nylon
Weight	70 kg

This hydraulically operated broom is a useful attachment when sweeping materials to the side. Rotates in both directions, can be used for various tasks and can be equipped with different types of brooms.

Bale grab



Weight	120 kg
Max bale weight	900 kg
Max. grabber width	1470 mm

With the bale grab you can transport wrapped silage bales, hay bales and other round bales without damaging the bale wrapping. A special grab is available for square bales. Please consult your local Avant dealer.

Horse arena harrow



Width	1350 mm
Weight	240 kg

The horse arena harrow is intended for levelling and loosening horse arena riding surfaces. The harrow has two spring loaded tine rows which will loosen the surface, a leveller that will make the surface completely even and a tilling roller that will compact the ground, leaving a great looking finish to the surface. The harrow will not disturb the lower levels (understructure) of the riding surface. **Attention:** The loader needs to be equipped with single acting rear hydraulics and trailer coupling.

Big bag lifter/transporter



Lifting hook height	1200 mm
Width	1000 mm
Weight	80 kg

With the big bag lifter/transporter you can lift and transport big bags. This simple attachment makes loading of fertilizer or stacking of big bags as easy as it can get.

This brochure shows only few of the 100+ attachments available.
See more attachments at www.avantteco.com website.



State-of-the-art manufacturing

AVANT manufactures using the most modern production machinery and methods and benefits from production in series. Quality control, testing and extensive test run for every machine prior to delivery are the essential features of AVANT quality system.



Spare parts

Quick and reliable spare parts service is very important for any machine owner and operator. AVANT distributors have organised spare parts supply from their stock and the factory can deliver most parts overnight.



Resale value

AVANT holds its value very well. Good strong basic construction, reliable uncomplicated design, long experience from all kinds of working conditions worldwide combined with a comprehensive service network and spare parts service guarantee that AVANT is the safe choice.





AVANT[®]

Ylotie I
33470 Ylojarvi, FINLAND
Tel. +358 3 347 8800
Fax +358 3 348 5511
e-mail: sales@avanttecno.com

Familiarise yourself with the wide AVANT loader and attachment range on our website:

www.avanttecno.com

On the website you can also download video clips of the machines at work.

AVANT has a policy of continuing improvement, and retains the right to change specifications without notice. © 2012 AVANT Tecno Oy. All rights reserved.

www.avanttecno.com